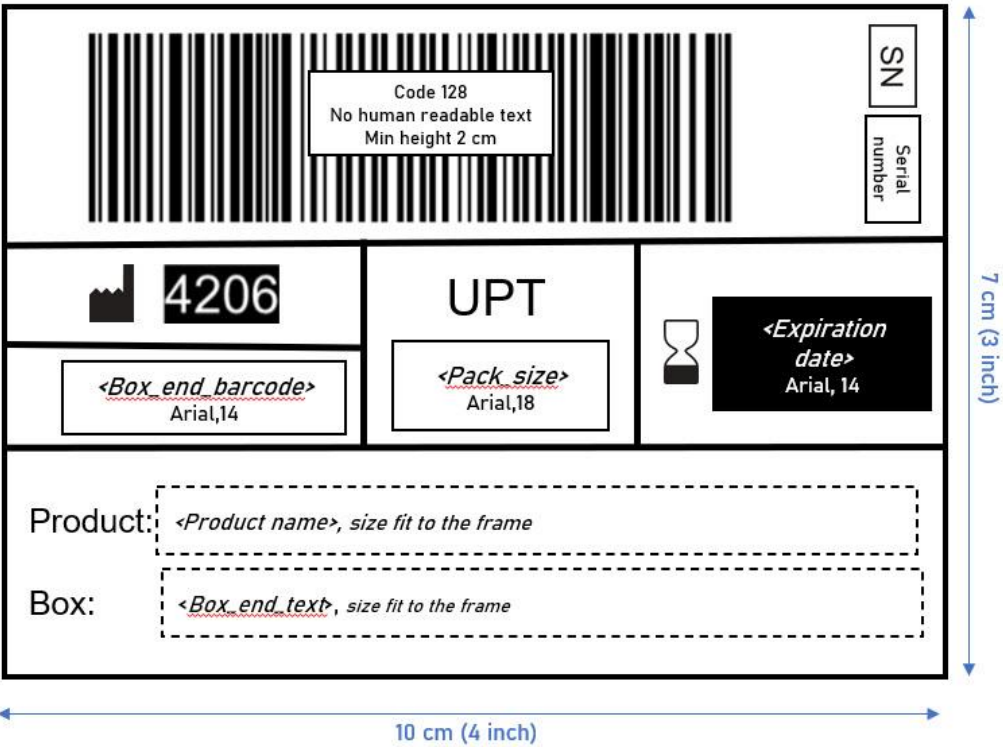


Label specification

Potted Plants


Basic information

Label template file name	PottedPlants.nlbl
Label use case	<p>PottedPlants.nlbl label template will be used to print records from an external data source - database table or XML. This label template is part of a complete printing solution.</p> <p>Logic within the printing application will collect and retrieve data that will be used on this label when printed.</p>
Control Center Documents path	/labels/PottedPlants.nlbl
Printing preferences stored on	<input checked="" type="checkbox"/> Printer driver <input type="checkbox"/> Label template
Batch printing	No
Printing technology	Thermal transfer
Printer DPI	Minimum 300 dpi
Images	Embed all images into the label file
Label dimensions (width x height)	10x7 cm (4x3 inch)



Static objects

List your static elements used on your label template.
These elements don't change when printing.




ID	Label contents	Object type	Object value
1	<p>lines</p> <p>The lines separate the label horizontally into 3 sectors.</p> <p>The middle sector is separated vertically into 3 columns.</p>	Line	/
2	factory code	Picture	Manufacturer.png
3	supplier code	Text, black on white	4206
4	units per transaction	Text	UPT
5	serial number	Picture	Serial number.png
6	use by date	Picture	Use by date.png
7	product name	Text	Product:
8	box end text	Text	Box:

Dynamic objects

List all dynamic objects on your label template.

The content of dynamic elements may change depending on data entered by operators, applications or integrations when printing.



ID	Field	Description	Dynamic data source name	Dynamic data source details
9	BARCODE	A barcode type Code128		See barcode specifications
10	SEQUENTIAL NUMBER	A counter	<i>Seq_number</i>	<ul style="list-style-type: none"> Numeric characters only Counter with step 1, repetition 1, start with number 1 Maximum number of characters 5 Leading zero character: 0000001, 0000002,...
11	UPC (Universal product code)	A variable field that displays the box end barcode value	<i>Box_end_barcode</i>	<ul style="list-style-type: none"> Prompted Numeric characters only 8 characters exactly
12	UPT (Units per transaction) - pack size	A variable field that displays the current date obtained from the printer	<i>Pack_size</i>	<ul style="list-style-type: none"> Prompted Numeric characters only 3 characters exactly
13	EXPIRATION DATE	Calculated on the basis of a current	<i>ExpDate</i>	<ul style="list-style-type: none"> Format: dd/MM/yy

		date with number of days defined in Sell_by_days variable value.		
14	PRODUCT NAME	A variable field that displays the product name	<i>Product_name</i>	<ul style="list-style-type: none"> • Prompted • Input required • All characters • Maximum number of characters 50
15	BOX END TEXT	A variable field that displays the box end text	<i>Box_End_Text</i>	<ul style="list-style-type: none"> • Prompted • Input required • All characters • Maximum number of characters 50

Barcode

Fill out this section for every barcode used on your label template.

Barcode A: SEQ Number Code 128

Barcode properties	Details
Barcode type	Code128
Barcode size	The bar heights must be approx. 20 - 25 mm
Human readable text	No human readable text
Check digit / Error Detection and Correction	/
Color	Black stripes on white surface
Position on the label	Top right

Barcode content	Format	Sample value	Source
UPC (universal product code)	8 numbers	12345678	variable "Box_end_barcode"
Supplier code	4 numbers	4206	static field
UPT - pack size	3 numbers	123	variable "Pack_size"
Supplier internal usage	1 number	1	static field
Display until date	6 numbers, ddmmyy	231021	variable "Expiration date" in the format "ddMMyy"
Sequence number	5 numbers	00025	variable "Seq_number"
Version number	1 number	1	static field

Data sources

The label template **Potted plants.nlbl** is part of the complete printing solution. The label template will be used to print records from the external data source - database table or XML.

NOTE: Variable's definition should comply with field names from data sources and/or variables defined in the solution. **Please use pre-defined variable names as specified above.**

The screenshot shows a software interface with a search bar at the top left. Below it, a 'Tables' pane on the left lists 'Flowers'. The main area displays the 'Flowers' table structure with two columns: 'Field Name' and 'Data Type'.

Field Name	Data Type
SAP_code	Short Text
Product_Name	Long Text
Label_Text_1	Long Text
Label_Text_2	Long Text
Box_End_Text	Long Text
Sell_By_Days	Number
Pack_Size	Number
Box_End_Barcode	Short Text
Label_Barcode	Short Text
Strapline_Text	Long Text
Retail_Price_GBP	Short Text
Retail_Price_EUR	Short Text

Fig1: Database table structure

```

<?xml version="1.0" encoding="UTF-8"?>
- <dataroot generated="2021-10-01T12:17:11" xsi:noNamespaceSchemaLocation="Flowers.xsd" xmlns:xsi="http://www.w3.org/microsoft-com:officedata">
  - <Flowers>
    <SAP_CODE>MS-107A-102</SAP_CODE>
    <Product_Name>Cactus Duo All Year Round (2 plants per unit)</Product_Name>
    <Label_Text_1>DUO</Label_Text_1>
    <Label_Text_2>CACTI</Label_Text_2>
    <BoxEnd_Text>DUO CACTI</BoxEnd_Text>
    <Sell_By_Days>28</Sell_By_Days>
    <PACK_SIZE>6</PACK_SIZE>
    <BoxEnd_Barcode>00580373</BoxEnd_Barcode>
    <Label_Barcode>00580373</Label_Barcode>
    <STRAPLINE_TEXT>AN EASY TO CARE FOR PLANT</STRAPLINE_TEXT>
    <Retail_Price_GBP>£7</Retail_Price_GBP>
    <Retail_Price_EUR>€10</Retail_Price_EUR>
  </Flowers>
  - <Flowers>
    <SAP_CODE>MS-108A-103</SAP_CODE>
    <Product_Name>Cactus Gift Wrap All Year OPP</Product_Name>
    <Label_Text_1>GIFT WRAPPED</Label_Text_1>
    <Label_Text_2>CHRISTMAS CACTUS</Label_Text_2>
    <BoxEnd_Text>GIFT WRAPPED CHRISTMAS CACTUS</BoxEnd_Text>
    <Sell_By_Days>14</Sell_By_Days>
    <PACK_SIZE>3</PACK_SIZE>
    <BoxEnd_Barcode>00476713</BoxEnd_Barcode>
    <Label_Barcode>00476713</Label_Barcode>
    <STRAPLINE_TEXT>WINTER FLOWERING PLANT - PLACE IN A WELL-LIT POSITION AWAY FROM DIRECT SUNLIGHT<
    <Retail_Price_GBP>£8</Retail_Price_GBP>
    <Retail_Price_EUR>€11.50</Retail_Price_EUR>
  </Flowers>
  - <Flowers>
    <SAP_CODE>MS-110A-101</SAP_CODE>
    <Product_Name>C ramique Orchid e EU All Year Round</Product_Name>
  
```

Fig2: XML file example

Styling considerations

List other styling considerations like company-specific font sizes, font types, specific brand colors etc.

- Primary font: Arial, 14 pt